



Technology as a passion.

GENERAL CATALOGUE TWO-WHEELED TRACTORS

TWO-WHEELED TRACTORS, SAFETY AND EXPERIENCE



GOLDONI S.p.A.



Technology as a **passion.**

TWO-WHEELED TRACTORS

page



TWIST 6
TWIST 9

page



TWIST 7S +

page



TWIST 9S
TWIST 12S

page



JOKER 8DS
JOKER 10DS
JOKER 12S

page



JOKER 12S +

page



MY SPECIAL 14
MY SPECIAL 15

TABLE OF IMPLEMENTS AND ACCESSORIES
page 18

TWIST

6 - 9

4

TWIST 6 Engine with 4,8 ch, gasoline

TWIST 9 Engine with 7,1 ch, gasoline

experience



Twist Series, 50 years of experience at your service.

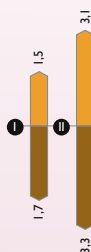
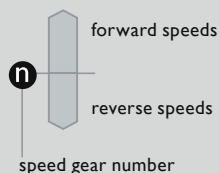
Twist is the two-wheeled tractor created by Goldoni to revolutionize the quality of your work, even during your leisure time!

Twist is the result of 50 years of experience. Its qualities are the ones that have made Goldoni's professional machines famous: simplicity, manoeuvrability, safety and exceptional sturdiness.

Its potential is infinite. Just turn the handlebars through 180° and you can use all the front-mounted implements, such as: the lawn mower, mower, snow plough, scraper, etc.


KEY

the speeds are given in kph



		Series TWIST	
		TWIST 6	TWIST 9
Engine			
Type		Honda GX160 Gasoline	Honda GX240 Gasoline
Power rating	Kw/Ch	3,6 (4,8)	5,3 (7,1)
N° cylinders / nominal rate		1 to 3600 rpm/min	1 to 3600 rpm/min
Swept volume	cc.	163	242
Start		pull start	pull start
Tank capacity	Lt.	3,6	6
Transmission			
N° speeds		2 FWD + 2 REV	2 FWD + 2 REV
Main clutch		dry cone clutch with manual control	dry cone clutch with manual control
Differential lock		no	no
Wheels clutch release		operated with lever	operated with lever
Speed	Kph	FWD: 1,52; 3,06 - REV: 1,67; 3,35	FWD: 1,52; 3,06 - REV: 1,67; 3,35
3 rd speed block when REV gear is engaged		yes	yes
PTO			
Type		with 1 speed independent from the tractor's ground speed	
Driver's Area			
Handlebars		assembled on elastic shock-absorbers, height adjustable in 9 positions. Single steering column in 5 positions adjustable and rotatable at 180°	
GEAR STOP safety device		yes	
Coupling system for attachments		fast	
Weights and Dimensions			
Max length	mm	1717	1797
Min and max width	mm	432-522 (wheels 4.0x8")	432-522 (wheels 4.0x8")
Wheight with std wheels and cultivator included	Kg	90	110
Tyres			
Tyres available		4.00x8"	4.00x8"
		4.00x8" garden	4.00x8" garden
Hubs with adjustable cylindric wheel holder		yes	yes

Made in Italy



- + The height of the handlebars can be set in as many as 9 positions. This means that the two-wheeled tractor can be used by all the family for any type of work. Moreover, since the handlebars can be regulated in 5 different positions at the sides, the operator is prevented from walking over the ground he has already worked. Turning the handlebars 180° is a simple process and enables the machine to be fitted with front-mounted implements, such as: lawn mower, cultivator, snow plough, scraper, etc...



Device that prevents the reverse gear from being engaged when the PTO is used for cultivating work.

- + The quick coupling allows the operator to quickly and easily change the implements.



The external width of the wheels and the track width are adjustable. The adjustments adapt the machine to specialized crops.



- + "GEARSTOP" does not turn the engine off but it locks the transmission and the PTO, in case of release of the handlebar grip.



Accurate protection of the moving mechanical parts and hot parts.



TWIST S

7S+ SLIDING TRACK-WIDTH

6 **TWIST 7S+** Engine 5,5 Ch, gasoline

experience



Twist Series, 50 years of experience at your service.

Twist is the two-wheeled tractor created by Goldoni to revolutionize the quality of your work, even during your leisure time!

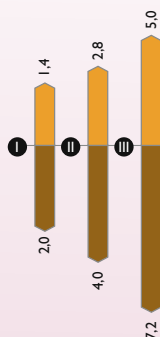
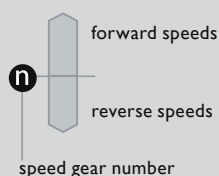
Twist is the result of 50 years of experience.

Its qualities are the ones that have made Goldoni's professional machines famous: simplicity, manoeuvrability, safety and exceptional sturdiness.

Its potential is infinite. Just turn the handlebars through 180° and you can use all the front-mounted implements, such as: the lawn mower, mower, snow plough, scraper, etc.


KEY

the speeds are given in kph




			Series TWIST
			TWIST 7S+
Engine			
Type	Honda GX200 Gasoline		
Power rating	Kw/Ch	4,1 (5,5)	
N° cylinders / nominal rate	1 to 3600 rpm/min		
Swept volume	cc.	196	
Start	pull start		
Tank capacity	Lt.	3,6	
Transmission			
N° speeds	3 AV + 3 RM with reverse shuttle		
Main clutch	dry cone clutch with manual control		
Differential lock	operated with lever		
Wheels clutch release	no		
Speed with wheels 5.00x10	Kph	FWD: 1,4; 2,8; 5,0 - REV: 2,0; 4,0; 7,2	
3 rd speed block when REV gear is engaged	yes		
PTO			
Type	with 1 speed independent from the tractor's ground speed		
Driver's Area			
Handlebars	assembled on elastic shock-absorbers, height adjustable in 9 positions. Single steering column in 5 positions adjustable and rotatable at 180°		
GEAR STOP safety device	yes		
Coupling system for attachments	fast		
Weights and Dimensions			
Max length	mm	1717	
Min and max width	mm	520-786 (wheels 5.0x10") - splined disc	
Wheight with std wheels and cultivator included	Kg	110	
Tyres			
Tyres available	5.0x10"		
Adjustable splined hubs and rims	yes		

Made in Italy



- + The height of the handlebars can be set in as many as 9 positions. This means that the two-wheeled tractor can be used by all the family for any type of work. Moreover, since the handlebars can be regulated in 5 different positions at the sides, the operator is prevented from walking over the ground he has already worked. Turning the handlebars 180° is a simple process and enables the machine to be fitted with front-mounted implements, such as: lawn mower; cultivator; snow plough, scraper, etc. . .



- + Device that prevents the reverse gear from being engaged when the PTO is used for cultivating work.



- + "GEARSTOP" does not turn the engine off but it locks the transmission and the PTO, in case of release of the handle-bar grip.



- + The quick coupling allows the operator to quickly and easily change the implements.



- + Accurate protection of the moving mechanical parts and hot parts.



- + The external width of the wheels and the track width are adjustable. The adjustments adapt the machine to specialized crops.



TWIST S

95 - 125

8

TWIST 95 Engine with 7,1 hp, gasoline

TWIST 125 Engine with 9,5 hp, gasoline

experience



Twist Series, 50 years of experience at your service.

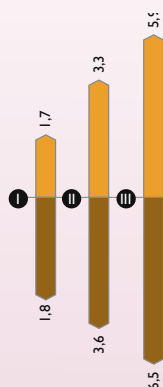
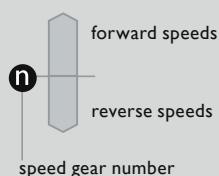
Twist is the two-wheeled tractor created by Goldoni to revolutionize the quality of your work, even during your leisure time!

Twist is the result of 50 years of experience. Its qualities are the ones that have made Goldoni's professional machines famous: simplicity, manoeuvrability, safety and exceptional sturdiness..

Its potential is infinite. Just turn the handlebars through 180° and you can use all the front-mounted implements, such as: the lawn mower, mower, snow plough, scraper, etc.


KEY

the speeds are given in kph



Series TWIST			
		TWIST 95	TWIST 125
Engine			
Type		Honda GX240 Gasoline	Honda GX340 Gasoline
Power rating	Kw/Ch	5,3 (7,1)	7,1 (9,5)
N° cylinders / nominal rate		1 to 3600 rpm/min	1 to 3600 rpm/min
Swept volume	cc.	242	337
Start		pull start	pull start; electric starting optional
Tank capacity	Lt.	6	6,5
Transmission			
N° speeds		3 FWD + 3 REV with reverse shuttle	3 FWD + 3 REV with reverse shuttle
Main clutch		dry cone clutch with manual control	dry-disk clutch with manual control
Differential lock		operated with lever	operated with lever
Wheels clutch release		no	no
Speed with wheels 5.00x10	Kph	FWD: 1,7; 3,3; 5,9 - REV: 1,8; 3,6; 6,5	FWD: 1,7; 3,3; 5,9 - REV: 1,8; 3,6; 6,5
3 rd speed block when REV gear is engaged		yes	yes
PTO			
Type		with 1 speed independent from the tractor's ground speed	with 1 speed independent from the tractor's ground speed
Driver's Area			
Handlebars		assembled on elastic shock-absorbers, height adjustable in 9 positions. Single steering column in 5 positions adjustable and rotatable at 180°	assembled on elastic shock-absorbers, height adjustable in 9 positions. Single steering column in 5 positions adjustable and rotatable at 180°
GEAR STOP safety device		yes	yes
Coupling system for attachments		fast	fast
Weights and Dimensions			
Max length	mm	1797	1797
Min and max width	mm	460-642 (wheels 4.0x10")	460-642 (wheels 4.0x10")
Wheight with std wheels and cultivator included	Kg	110	116
Tyres			
Tyres available		4.00x10"	5.0x10"
		4.00x8" garden	4.00x8" garden

Made in Italy



- + The height of the handlebars can be set in as many as 9 positions. This means that the two-wheeled tractor can be used by all the family for any type of work. Moreover, since the handlebars can be regulated in 3 different positions at the sides, the operator is prevented from walking over the ground he has already worked. Turning the handlebars 180° is a simple process and enables the machine to be fitted with front-mounted implements, such as: lawn mower, cultivator, snow plough, scraper, etc...



- + Device that prevents the reverse gear from being engaged when the PTO is used for cultivating work.



- + "GEARSTOP" does not turn the engine off but it locks the transmission and the PTO, in case of release of the handlebar grip.



- + Accurate protection of the moving mechanical parts and hot parts.



- + The quick coupling allows the operator to quickly and easily change the implements.

- + The external width of the wheels and the track width are adjustable. The adjustments adapt the machine to specialized crops.





Technology as a passion.

The safety

assured by experience



GENERAL CATALOGUE

TWO-WHEELED
TRACTORS



JOKER

8DS - 10DS 12S

12

JOKER 8DS engine with 6,8 hp, diesel

JOKER 10DS engine with 10 hp, diesel

JOKER 12S engine with 9,5 hp, gasoline

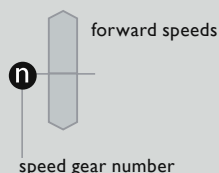


JOKER Series, technology at your service.

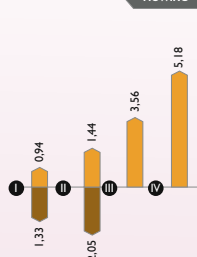
In order to be productive, agriculture needs specialized machines that work quickly and safely. Joker, the two-wheeled tractor specifically designed for specialized crops, provides undoubted guarantees for this type of work. Experience acquired during more than 80 years of manufacturing agricultural machines for specialized crops has allowed us to create a truly exceptional machine for nurseries, greenhouses and horticulture. Precision at work combined with the utmost in manoeuvrability make this two-wheeled tractor an essential machine for all market-gardeners and nurserymen in their daily work. The Joker two-wheeled tractor is extremely versatile, as testified by the numerous ways in which it can be used with the most different sorts of implement for every type of job. Thanks to its versatility and technical specifications, Joker allows you to quickly change the implements and cut grass, or sweep lawns and nurseries with use of a single driving unit.

KEY

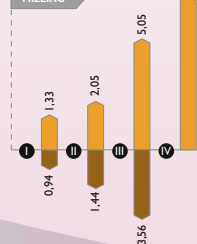
the speeds are given in kph



MOWING



MILLING



		Series JOKER		
		JOKER 8DS	JOKER 10DS	JOKER 12S
Engine				
Type		Diesel Lombardini 15LD315	Diesel Lombardini 15LD400	Gasoline Honda GX340
Power rating	Kw/Hp	5,6/6,8	7,3/10	7,1 (9,5)
N° cylinders / nominal rate		1 / 3600 rpm	1 / 3600 rpm	1 / 3600 rpm
Swept volume	cc.	315	401	337
Start		pull start; electrical starting optional	pull start; electrical starting optional	pull start
Tank capacity	Lt.	4,3	5	6,5
Notes		without clutch housing spacer	without clutch housing spacer	without clutch housing spacer
Transmission				
N° speeds		4 FWD + 3 REV each way	4 FWD + 3 REV each way	4 FWD + 3 REV each way
Main clutch		dry-disk clutch with manual control	dry-disk clutch with manual control	dry-disk clutch with manual control
Reverser		operated with lever	operated with lever	operated with lever
Differential lock		yes	yes	yes
Speed with wheels 5.00x10	Kph	Tilling FWD direction: 1,12; 1,72; 4,24; 6,18 Tilling REV direction: 0,79; 1,21; 2,99 Grass-cutting FWD: 0,79; 1,21; 2,99; 4,35 Grass-cutting REV: 1,12; 1,72	Tilling FWD direction: 1,12; 1,72; 4,24; 6,18 Tilling REV direction: 0,79; 1,21; 2,99 Grass-cutting FWD: 0,79; 1,21; 2,99; 4,35 Grass-cutting REV: 1,12; 1,72	Tilling FWD direction: 1,12; 1,72; 4,24; 6,18 Tilling REV direction: 0,79; 1,21; 2,99 Grass-cutting FWD: 0,79; 1,21; 2,99; 4,35 Grass-cutting REV: 1,12; 1,72
Reverse gear block (safety device)		yes	yes	yes
PTO				
Type		with 1 speed independent from the tractor's ground speed	with 1 speed independent from the tractor's ground speed	with 1 speed independent from the tractor's ground speed
Reverse gear block when PTO is engaged (safety device)		yes	yes	yes
Driver's Area				
Handlebars		assembled on elastic shock-absorbers, height adjustable in 9 positions. Single steering column in 5 positions adjustable and rotatable at 180°	assembled on elastic shock-absorbers, height adjustable in 9 positions. Single steering column in 5 positions adjustable and rotatable at 180°	assembled on elastic shock-absorbers, height adjustable in 9 positions. Single steering column in 5 positions adjustable and rotatable at 180°
Tow hook		yes	yes	yes
GEAR STOP safety device		yes	yes	yes
Coupling system for attachments		fixed	fixed	fixed
Weights and Dimensions				
Min and max width	mm	555-668	555-668	555-668
Max length	mm	1768	1768	1822
Wheight with std wheels and cultivator included	Kg	132	153	116
Tyres				
Available tyres		5.00x10"	5.00x10"	5.00x10"
Adjustable hubs and rims with star flange		yes	yes	yes


Made in Italy





“GEARSTOP” does not turn the engine off but it locks the transmission and the PTO, in case of release of the handlebar grip.

The lever that locks and releases the handlebars so they can be turned, is controlled from the operator's position and is easy to use. The handlebars can be adjusted at 9 height positions and intervals of 18°, all conveniently selected from the operator's position.



The handlebar column is connected to the casing with silent-blocks. By absorbing the vibrations, this device allows you to use the two-wheeled tractor for long periods of time without tiring.

Fixed hitch flange



A full bonnet covers the engine to protect the mechanical parts and to safeguard the operator from accidents.



JOKER

12S+

SLIDING
TRACK-WIDTH

14

JOKER 12S+ engine with 9,5 hp, gasoline

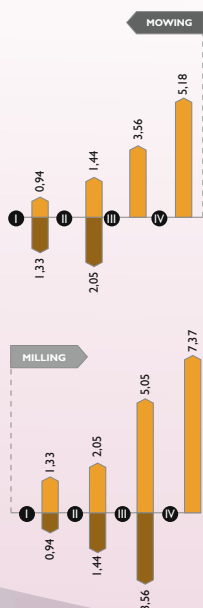
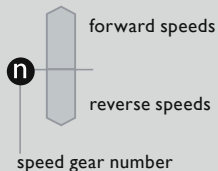


JOKER Series, technology at your service.

In order to be productive, agriculture needs specialized machines that work quickly and safely. Joker, the two-wheeled tractor specifically designed for specialized crops, provides undoubted guarantees for this type of work. Experience acquired during more than 80 years of manufacturing agricultural machines for specialized crops has allowed us to create a truly exceptional machine for nurseries, greenhouses and horticulture. Precision at work combined with the utmost in manoeuvrability make this two-wheeled tractor an essential machine for all market-gardeners and nurserymen in their daily work. The Joker two-wheeled tractor is extremely versatile, as testified by the numerous ways in which it can be used with the most different sorts of implement for every type of job. Thanks to its versatility and technical specifications, Joker allows you to quickly change the implements and cut grass, or sweep lawns and nurseries with use of a single driving unit.

KEY

the speeds are given in kph




Series JOKER	
JOKER 12S+	
Engine	
Type	Gasoline Honda GX340
Power rating	Kw/Hp 7,1 (9,5)
N° cylinders / nominal rate	1 / 3600 rpm
Swept volume	cc. 337
Start	pull start
Tank capacity	Lt. 6,5
Notes	with clutch housing spacer
Transmission	
N° speeds	4 FWD + 2 REV each way
Main clutch	dry-disk clutch with manual control
Reverser	operated with lever
Differential lock	yes
Speed with wheels 5.00x10	Kph Tilling FWD direction: 1,33; 2,05; 5,05; 7,37 - Tilling REV direction: 0,94; 1,44; 3,56 Grass-cutting FWD: 0,94; 1,44; 3,56; 5,18 - Grass-cutting REV: 1,33; 2,05
Reverse gear block (safety device)	yes
PTO	
Type	with 1 speed independent from the tractor's ground speed
Reverse gear block when PTO is engaged (safety device)	yes
Driver's Area	
Handlebars	assembled on elastic shock-absorbers, height adjustable in 9 positions. Single steering column in 5 positions adjustable and rotatable at 180°
Tow hook	yes
GEAR STOP safety device	yes
Coupling system for attachments	fixed
Weights and Dimensions	
Min and max width	mm 555-668
Max length	mm 1822
Wheight with std wheels and cultivator included	Kg 116
Tyres	
Available tyres	6,5/80x12"
Adjustable hubs and rims with star flange	yes

Made in Italy



“GEARSTOP” does not turn the engine off but it locks the transmission and the PTO, in case of release of the handlebar grip.

The lever that locks and releases the handlebars so they can be turned, is controlled from the operator's position and is easy to use. The handlebars can be adjusted at 9 height positions and intervals of 18°, all conveniently selected from the operator's position.




The handlebar column is connected to the casing with silent-blocks. By absorbing the vibrations, this device allows you to use two wheeled tractor for long periods of time without tiring.

Fixed hitch flange



A full bonnet covers the engine to protect the mechanical parts and to safeguard the operator from accidents.



MY SPECIAL

14 - 15

16

MY SPECIAL 14 engine with 12,2 hp, diesel

MY SPECIAL 15 engine with 13,6 hp, diesel



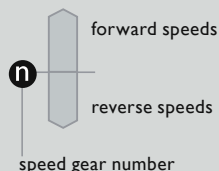
My Special Series, versatile and easy to manoeuvre.

With 12 to 14 hp diesel and gasoline engines, the My Special series two-wheeled tractors are extremely versatile and simple to manoeuvre when equipped with various tools. They are easily able to deal with all the cutting, ploughing, planting, mowing and pest control treatments required in greenhouses, nurseries and market gardens. If these are the versatility features of My Special, we've certainly not neglected the technical aspect or safety, thus the operator can work with the utmost confidence. 6-speed gearbox with 4 forward and 2 reverse speeds. Two power take-offs, two cutting speeds for each speed gear, lower power take-off synchronized with all the ground speeds of the machine, reverse speed inclusive.

Easy to handle

KEY

the speeds are given in kph



Series MY SPECIAL

MY SPECIAL 14

MY SPECIAL 15

Engine			
Type		Diesel Lombardini 3LD510	Diesel Lombardini 25LD330/2 B1
Power rating	Kw/Ch	9 (12,2)	10 (13,6)
N° cylinders / nominal rate		1 / 3000 rpm	2 / 3000 rpm
Swept volume	cc.	510	654
Start		pull start; electrical starting optional	pull start; electrical starting optional
Tank capacity	Lt.	5,2	4
Transmission			
N° speeds		4 FWD + 1 REV	4 FWD + 1 REV
Main clutch		dry-disk	dry-disk
Differential lock		yes	yes
Wheels clutch release		-	-
Speed	Kph	FWD: 1,37 / 2,77 / 6,0 / 8,0 REV: 2,81	FWD: 1,37 / 2,77 / 6,0 / 8,0 REV: 2,81
Reverse gear block (safety device)		yes	yes
Brakes			
Type of brakes		band type	
PTO			
Type		with 2 speeds independent from the tractor's ground speed (540 rpm - 900 rpm)	
Reverse gear block when PTO is engaged (safety device)		yes	
Driver's Area			
Handlebars		fixed, sheet made, height adjustable in 9 positions.	fixed, sheet made, height adjustable in 9 positions.
Capot		sheet	sheet
Tow hook		yes	yes
GEAR STOP safety device		yes	yes
Coupling system for attachments		fixed	fixed
Weights and Dimensions			
Min and max width	mm	567 - 761	567 - 761
Wheight with std wheels and cultivator included	Kg	255	255
Tyres			
Available tyres		6,5/80 - 12"	6,5/80 - 12"
		6,5/80 - 15"	6,5/80 - 15"
Adjustable rims for track regulation		yes	yes
Wheel axle with track width adjuster		-	-

Made in Italy





+ “GEARSTOP” does not turn the engine off but it locks the transmission and the PTO, in case of release of the handle-bar grip.



+ A full bonnet covers the engine to protect the mechanical parts and to safeguard the operator from accidents.



Fixed hitch flange +



+ The external width of the wheels and the track width are adjustable, enabling the My Special to be adapted for work on specialized crops.



TABLE OF IMPLEMENTS AND ACCESSORIES

18



CULTIVATOR 19 &
CULTIVATOR 19S



LINKAGE 85



MOWING BAR
WITH SPECIAL TEETH



ONE-SPEED
BALLAST



TWIST 6



TWIST 7S +



TWIST 9S



TWIST 12S



JOKER 8 DS



JOKER 10 DS



JOKER 12 S



JOKER 12S +



MY SPECIAL 14



MY SPECIAL 15



LINKAGE 70



CULTIVATOR 21M
& CULTIVATOR 21



CULTIVATOR 22
& CULTIVATOR 22M



GENERAL CATALOGUE

TWO-WHEELED TRACTORS



TRANSFER
WHEEL



IMPLEMENT
CARRIER



COULTER



TURN-WREST
PLOUGH 90°



TURN-WREST
PLOUGH 180°



COULTER FOR
CULTIVATOR 19/21

●	●	●	●	●					●	●
●	●	●	●	●					●	●
●	●	●	●	●					●	
●	●	●	●	●		●			●	●
●	●	●	●	●		●			●	●
●	●	●	●	●		●	●	●		●
●	●	●	●	●		●	●	●		●
●	●	●	●	●		●	●	●		●
●	●	●	●	●		●	●	●		●
●		●	●	●	●	●	●	●		
●		●	●	●	●	●	●	●		

LAWN MOWER TP 60



SINGLE-SHARE
PLOUGH



REAR CUTTER FOR
CULTIVATOR 22



GRUBBER
WITH 5 TINES



FRONT BALLAST



Technology

after - sales service

Servicing is provided by the Goldoni dealers and the authorized workshops situated throughout the country. Ask your area dealer for information about the after-sales services provided or if you need assistance. The complete list is available in our web site www.goldoni.com

Supplier to
JOHN DEERE
since 1986



Technology as a passion.

Goldoni S.p.A.

Via Canale, 3
41012 Migliarina di Carpi
Modena, Italy
tel. +39 0522 640 111
fax +39 0522 699 002
www.goldoni.com

Goldoni France

Route de Bourg-Saint-Andéol
26700 Pierrelatte, France
tél. +33 04 75 54 77 00
fax +33 04 75 54 81 40
goldonifrance@wanadoo.fr
www.goldoni.com

**Goldoni suggests original
lubricants**



Authorized dealer